







Exclusive New Jersey Office Listings - July 2015

Property	Property Address	SF Available (+/-)	Sale/Lease	Asking Price	Comments
 <p style="font-size: small;">Click Image for Brochure</p>	430 Clements Bridge Road Barrington, NJ 08007	2,500 SF	Lease	\$12.00/sf plus utilities and janitorial	Two story professional office building available for immediate occupancy Located in the heart of downtown Barrington and within minutes to I-295 & Route 30 Available for immediate occupancy Building signage available
For more information contact Scott Seligman or Jason M. Wolf					
 <p style="font-size: small;">Click Image for Brochure</p>	Centennial Center 175 Berlin Cross Keys Road Berlin, NJ	1,200 - 10,000 SF	Lease	\$12.50/SF NNN	Within close proximity to Route 30 & 73 Single story office complex with no loss factor Within minutes to AC Expressway and area bridges to Philadelphia Conveniently located to numerous amenities Local ownership and management
For more information contact Leor R. Hemo or Christopher Henderson					
 <p style="font-size: small;">Click Image for Brochure</p>	808 Market Street Camden, NJ	1,500 SF-3rd Fl 2,000 SF-3rd Fl LEASED 4,250 SF-2nd Fl LEASED 6,600 SF-3rd Fl	Lease	\$17.50/SF FS	Full service office building in downtown Camden CBD. Within close proximity to Courthouse & Municipal Agencies. Lease incentives available. Immediate access to Ben Franklin Bridge, Routes 30, 38, 70 & 130.
For more information contact Jason M. Wolf or Christina Del Duca					
 <p style="font-size: small;">Click Image for Brochure</p>	Colwick Business Center 53 Haddonfield Road Cherry Hill, NJ	5,475 SF LEASED 7,994 SF LEASED 15,025 SF	Lease	\$9.50-\$12.00/SF NNN	Under new local ownership & management. No loss factor. Located in the heart of the Cherry Hill Business District Within immediate proximity to The Cherry Hill Mall & Garden State Towne Center.
For more information contact Jason M. Wolf , Leor R. Hemo or Christina Del Duca					
 <p style="font-size: small;">Click Image for Brochure</p>	Colwick Business Center 55 Haddonfield Road Cherry Hill, NJ	9,841-61,694 (Divisible)	Lease	\$9.50-\$12.00/SF NNN	Under new local ownership & management. No loss factor. Located in the heart of the Cherry Hill Business District. Within immediate proximity to The Cherry Hill Mall & Garden State Towne Center.
For more information contact Jason M. Wolf , Leor R. Hemo or Christina Del Duca					

Exclusive New Jersey Office Listings - July 2015

Property	Property Address	SF Available (+/-)	Sale/Lease	Asking Price	Comments
 Click Image for Brochure	Colwick Business Center 57 Haddonfield Road Cherry Hill, NJ	2,850 SF 2,600 SF LEASED 7,129 SF LEASED 25,011 SF LEASED (Total Building) SALE	Lease/Sale	\$9.50-\$12.00/ SF NNN Sale: Call for information	Under new local ownership & management. No loss factor. Located in the heart of the Cherry Hill Business District. Within immediate proximity to The Cherry Hill Mall & Garden State Towne Center.
For more information contact Jason M. Wolf , Leor R. Hemo or Christina Del Duca					
 Click Image for Brochure	Heritage Office Complex 1873 East Marlton Pike Cherry Hill, NJ	1,150 - 19,285 SF 980 - 21,560 SF (Divisible)	Lease	\$14.00-\$16.00/ SF Plus Electric & Janitorial	Newly renovated professional office building Abundant on-site parking Under new ownership & management Immediate access to I-295 and minutes from NJ Turnpike, Route 73 and Center City Philadelphia.
For more information contact Leor R. Hemo or Christopher Henderson					
 Click Image for Brochure	3001 Chapel Avenue West Cherry Hill, NJ	1st Floor-4,980 SF 2nd Floor-1,300 SF	Lease/Sale	Lease: \$16.00/ SF Gross Plus U&J Sale: Call for Info	Possible Sale/Leaseback from current owner/ occupant Located within immediate proximity of Kennedy Hospital Visible professional/medical building with monument signage Available for immediate occupancy
For more information contact Jason M. Wolf or Leor R. Hemo					
 Click Image for Brochure	1005 Astoria Boulevard Cherry Hill, NJ	18,000 sf	Lease	\$23.00/SF NNN	New Construction Class A Office Building Opportunity Monument and Building Signage Available Located at Route 70 & Astoria Boulevard adjacent to TD Bank NJ Headquarters Immediate access to I-295 providing convenient N/S access.
For more information contact Leor R. Hemo or Jason M. Wolf					
 Click Image for Brochure	PRICE REDUCED 911 South Kings Highway Cherry Hill, NJ	+/-2,100 SF	Lease/Sale	Lease: \$2,500 modified gross (plus utilities, cleaning, landscaping and snow removal). Sale: \$295,000	Convenient access to Haddonfield and Cherry Hill business districts Available for immediate occupancy Monument Signage Recently renovated building with high-end interior finishes Locally owned and managed
For more information contact Leor R. Hemo or Jason M. Wolf					

Exclusive New Jersey Office Listings - July 2015





Property	Property Address	SF Available (+/-)	Sale/Lease	Asking Price	Comments
 <p style="font-size: small; text-align: center;">Click Image for Brochure</p>	2101 Route 70 East Cherry Hill, NJ	2,342 SF 2nd Floor	Lease/ Sale	\$2500/month plus utilities & janitorial \$775,000	Highly visible office building on Route 70 with convenient access to 73 & I-295. Close proximity to shopping, retail, restaurants and banks. Property is also for sale and ideal for owner occupant looking for income.
For more information contact Leor R. Hemo or Jason M. Wolf					
 <p style="font-size: small; text-align: center;">Click Image for Brochure</p>	1926 Greentree Road Cherry Hill, NJ 08003	3,000 SF	Lease	\$19.00/ SF Gross plus utilities & janitorial	Class "A" High-end office fit-out and finishes On-Site ownership & management Available for immediate occupancy Monument signage on Greentree Road Close proximity to I-295 & Route 70 Free basement storage unit available with lease
For more information contact Jason M. Wolf or Leor R. Hemo					
 <p style="font-size: small; text-align: center;">Click Image for Brochure</p>	411 E Rt. 70 Cherry Hill, NJ	+/- 1,377 SF	Lease/ Sale	\$14.50/SF Call for Sale Info	Monument signage on Rt. 70 Close proximity to I-295 Ideal for Owner Occupant/Investor
For more information contact Jason M. Wolf					
 <p style="font-size: small; text-align: center;">Click Image for Brochure</p>	1309 Route 70 West Cherry Hill, NJ	1,000 SF	Lease/ Sale	\$15.00/SF Call for Sale Info	Well located on Route 70 West. Within close proximity to Garden State Park Shopping Center.
For more information contact Scott D. Seligman or Christina Del Duca					
 <p style="font-size: small; text-align: center;">Click Image for Brochure</p>	South Jersey Medical Center 1401 East Route 70 Cherry Hill, NJ	774 SF 1,538 SF 2,126 SF 2,538 SF	Lease	\$18.00/SF Plus Utilities & Janitorial	Located on Route 70 next to Barclay Shopping Center providing for immediate access to I-295, providing for convenient North/South access. Within minutes drive to all local health systems (Virtua, Lourdes, Kennedy, UMDNJ and Cooper).
For more information contact Leor R. Hemo or Christina Del Duca					

follow us:

Exclusive New Jersey Office Listings - July 2015

Property	Property Address	SF Available (+/-)	Sale/Lease	Asking Price	Comments
 <p style="text-align: center;">Click Image for Brochure</p>	<p>PRICE REDUCED 901 Route 38 Cherry Hill, NJ</p>	4,558 SF	Sale	\$595,000	Located directly along Route 38 Eastbound Building Signage Available Recently renovated interior finishes with multiple private offices, kitchen, reception area, bathrooms on both levels, conference room & outdoor deck 25 Parking Spaces
<p>For more information contact Jason M. Wolf, Leor R. Hemo or Chris Henderson</p>					
 <p style="text-align: center;">Click Image for Brochure</p>	<p>597 Deer Road Cherry Hill, NJ</p>	3,100 SF - Office 5,000 SF - Warehouse	Lease/ Sale	Lease: (Office) \$15.00/sf Plus U & J (Warehouse) \$5.00/sf Plus U & J Sale: \$995,000	LEED-EBOM Platinum Certified Office & Warehouse Building Situated on 1.7 Acres Solar panel array providing virtually 100% electricity Convenient access to 38,70, 73, I-295 & NJ Turnpike
<p>For more information contact Leor R. Hemo or Jason M. Wolf</p>					
 <p style="text-align: center;">Click Image for Brochure</p>	<p>201 Haddonfield-Berlin Road Cherry Hill, NJ</p>	1,500-5,300SF	Lease/ Sale	Lease: \$15.00/SF Gross plus utilities & janitorial Sale: Call for Information	Well maintained professional office building Within close proximity to Haddonfield business district, I-295 & Route 70 Visible building off Route 561 with monument signage Many amenities within the immediate area.
<p>For more information contact Chris Henderson or Jason M. Wolf</p>					
 <p style="text-align: center;">Click Image for Brochure</p>	<p>1209 Route 70 West Cherry Hill, NJ</p>	1st FL-1,500 SF 2nd FL-1,200 SF	Lease	\$14.00/SF Full Service	Recently renovated professional office building Signage on Route 70 Available for immediate occupancy Ideal for various professional uses Ample parking
<p>For more information contact Scott D. Seligman</p>					

Exclusive New Jersey Office Listings - July 2015

Property	Property Address	SF Available (+/-)	Sale/Lease	Asking Price	Comments
 Click Image for Brochure	600 Deer Road Unit 12 Cherry Hill, NJ	7,654 SF	Sale	\$650,000	End cap 2-story office/flex condo unit for sale 3,827 SF on each floor 1 Drive-In Bay for loading and ample parking Located within immediate access to I-295, NJ Turnpike & Route 70
For more information contact Christopher Henderson or Leor R. Hemo					
 Click Image for Brochure	PRICE REDUCED 1205 North Kings Highway Cherry Hill, NJ	2,668 SF	Sale	\$249,000	Two-Level professional office building ideal for multiple business uses. Close proximity to Routes 70, 73, NJ Turnpike & I-295 Within immediate proximity to Ellisburg Shopping Center and numerous amenities. Available for immediate occupancy and move-in condition
For more information contact Christopher Henderson or Jason M. Wolf					
 Click Image for Brochure	FULLY LEASED 532 Route 70 West Cherry Hill, NJ	1,500 SF	Lease	\$2,250/ Month FS Plus Janitorial	Highly visible Route 70 office suite First floor space available for immediate occupancy Ideal for any professional user Owner occupied building
For more information contact Leor R. Hemo or Jason M. Wolf					
 Click Image for Brochure	UNDER AGREEMENT 1869 Greentree Road Cherry Hill, NJ	+/- 1,415 SF	Sale	\$209,000	Ideal for various type professional uses 1,500sf on first floor with small +/-300sf 2nd floor Large basement for storage. Recently renovated building Immediate access to I-295, Route 70, 73 and Springdale Road
For more information contact Chris Henderson or Leor R. Hemo					

Exclusive New Jersey Office Listings - July 2015

Property	Property Address	SF Available (+/-)	Sale/Lease	Asking Price	Comments
 Click Image for Brochure	496 North Kings Highway Cherry Hill, NJ	First Floor: 11,500 SF Second Floor: 11,500 SF Under Lease until 12/2017	Sale	\$1,495,000	Well maintained income producing Fully Leased 23,000 SF two-story office building available for Sale Situated on +/-1.30 Acres Ideal for HQ user or potential redevelopment opportunity with 498 N. Kings Highway (Combined +/-2.50 Acres) Located on Kings Highway Business District providing easy access to Route 70, 38, I-295, NJ Turnpike as well as numerous amenities nearby including Ellisburg Shopping Center & The Cherry Hill Mall
For more information contact Leor R. Hemo or Jason M. Wolf					
 Click Image for Brochure	498 North Kings Highway Cherry Hill, NJ	First Floor: 10,000 SF Second Floor: 11,500 SF	Sale	\$1,100,000	Well maintained 21,500 SF two-story office building available for Sale Situated on +/-1.20 Acres Ideal for HQ user or potential redevelopment opportunity with 496 N. Kings Highway (Combined +/-2.50 Acres) Located on Kings Highway Business District providing easy access to Route 70, 38, I-295, NJ Turnpike as well as numerous amenities nearby including Ellisburg Shopping Center & The Cherry Hill Mall
For more information contact Leor R. Hemo or Jason M. Wolf					
 Click Image for Brochure	Tara Professional Park 401 South Kings Highway Suite 2C Cherry Hill, NJ	1,728 SF	Sale	\$249,000	Beautifully landscaped professional office complex Immediate access to Route 70 and Kings Highway Conveniently located to numerous amenities Available for immediate occupancy 1,368 SF first floor & 360 SF loft area
For more information contact Leor R. Hemo or Jason M. Wolf					
 Click Image for Brochure	329 Route 70 West Cherry Hill, NJ	+/-3,424 SF	Sale	\$435,000	Highly visible 2-story professional office building located on Route 70 Situated on approximately .35 Acres Prominent monument signage visible from both directions of traffic Within close proximity to I-295, Ellisburg Shopping Center, Ponzio's Diner and many other amenities Large parking lot with easy ingress/egress
For more information contact christina.delduca or Jason M. Wolf					

Exclusive New Jersey Office Listings - July 2015

Property	Property Address	SF Available (+/-)	Sale/Lease	Asking Price	Comments
 Click Image for Brochure	Station Office Building 900 Haddon Avenue Collingswood, NJ	302-16,758 SF	Lease	\$15.00/ SF Full Service	Newly renovated lobby & common areas Local ownership & management Adjacent to PATCO High Speed Line Full service aggressive rental rate Close proximity to Philadelphia, Route 38, 70 & 130
For more information contact Christina Del Duca or Christopher Henderson					
 Click Image for Brochure	FULLY LEASED INVESTMENT OPPORTUNITY 200 Haddonfield Berlin Road Gibbsboro, NJ	5,438 SF (Divisible)	Sale	Sale \$465,000	2,788 SF Unit-Ideal for Owner Occupant 2,650 SF Unit under lease until 10/31/2017 Garden style office condo complex located at signalized intersection on 561 Move-in condition with high end finishes 4.75/1000 SF parking ratio
For more information contact Jason M. Wolf or Leor R. Hemo					
 Click Image for Brochure	500 Grove Street Haddon Heights, NJ	5,214 SF 11,754 SF	Lease/Sale	Call For Info	100% Leased to 4 credit quality tenants. Stable income producing asset. Located immediately off I-295 Exit Ramp.
For more information contact Jason M. Wolf					
 Click Image for Brochure	6 MONTHS FREE RENT Grove Office Plaza 515 Grove Street Haddon Heights, NJ	1,050 SF 2,800 SF 4,670 SF	Lease	\$15.50/SF Plus Utilities & Janitorial	Located immediately off Route 30 and Exit 29 of I-295. Affordable rental rates in a well located mid-rise office complex. Available for immediate occupancy.
For more information contact Jason M. Wolf or Christina Del Duca					
 Click Image for Brochure	209-215 Bellevue Avenue Hammonton, NJ	1st Floor Retail/Office-10,176 SF (divisible) 2nd Floor Office-9,135 SF (divisible)	Lease	1st Floor-\$11.00-\$12.00/ SF NNN 2nd Floor-Call for info	Located in the heart of the downtown Hammonton Business District Available for immediate occupancy Building canopy signage available Exterior storefront renovations planned 5/1000 parking ratio
For more information contact Jason Wolf or Leor Hemo					






Exclusive New Jersey Office Listings - July 2015

Property	Property Address	SF Available (+/-)	Sale/Lease	Asking Price	Comments
 <p>Click Image for Brochure</p>	<p>ONE SUITE REMAINING 999 Route 73 Marlton, NJ</p>	<p>1,184 LEASED <u>2,352 SF</u></p>	Lease	\$15.00/SF NNN	<p>Class A Medical & Office Space Monument signage available. Significant interior and exterior capital upgrades recently completed. Highly visible corner property at a landmark intersection. Immediate access to Routes 73, 70, I-295 & New Jersey Turnpike</p>
For more information contact Jason M. Wolf or Leor R. Hemo					
 <p>Click Image for Brochure</p>	<p><u>Marlton Crossing Office Park</u> 303 Lippincott Drive Marlton, NJ</p>	<p><u>2,668 3rd Floor</u> 18,803 SF-1st Floor LEASED 21,650 SF-4th Floor LEASED</p>	Lease	\$15.00/SF NNN	<p>Available Q2 2015-Corporate HQ Opportunity Building Signage Available for Larger Tenants Walking path within beautifully landscaped park environment Nearby The Promenade @ Sagamore, hotels, banks, restaurants and retailers Local Ownership & Management</p>
For more information contact Jason M. Wolf or Leor R. Hemo					
 <p>Click Image for Brochure</p>	<p><u>Marlton Crossing Office Park</u> 400 Lippincott Drive Marlton, NJ</p>	<p><u>2,656 SF</u> <u>11,784 SF</u></p>	Lease	\$11.00-\$12.00/SF NNN	<p>Direct access to Route 73 and within close proximity to I-295 & NJ Turnpike Walking path within beautifully landscaped environment 5.0/1000 SF parking ratio Nearby The Promenade @ Sagamore, hotels, banks, restaurants and retailers Local Ownership & Management</p>
For more information contact Leor Hemo or Jason Wolf					
 <p>Click Image for Brochure</p>	<p><u>Marlton Crossing Office Park</u> 406 Lippincott Drive Marlton, NJ</p>	<p><u>3,000 SF</u> <u>3,979 SF</u> <u>10,000 SF</u></p>	Lease	\$11.00-\$12.00/SF NNN	<p>Direct access to Route 73 and within close proximity to I-295 & NJ Turnpike Walking path within beautifully landscaped environment 5.0/1000 SF parking ratio Nearby The Promenade @ Sagamore, hotels, banks, restaurants and retailers Local Ownership & Management</p>
For more information contact Leor Hemo or Jason Wolf					

Exclusive New Jersey Office Listings - July 2015

Property	Property Address	SF Available (+/-)	Sale/Lease	Asking Price	Comments
 <p>Click Image for Brochure</p>	Marlton Executive Park 701 A Route 73 South Marlton, NJ	2,698 SF 1st FL 3,688 SF-4th FL 5,464 SF-3rd FL 5,937 SF-1st FL	Lease	\$11.00/SF NNN	Beautifully landscaped corporate office park Locally owned & managed Energy Star certified building w/on-site cafe Close proximity to the Promenade at Sagamore & Virtua Campus Accessible to Routes 73, 70, 38, I-295, NJ Turnpike & AC Ex.
For more information contact Jason M. Wolf , Christina Del Duca or Leor R. Hemo					
 <p>Click Image for Brochure</p>	Marlton Executive Park 701 C Route 73 South Marlton, NJ	13,442 sf	Lease	\$10.00/SF NNN	Beautifully landscaped corporate office park with abundant parking Locally owned & managed Close proximity to the Promenade at Sagamore & Virtua Campus Accessible to Routes 73, 70, 38, I-295, NJ Turnpike & AC Ex.
For more information contact Jason M. Wolf , Christina Del Duca or Leor R. Hemo					
 <p>Click Image for Brochure</p>	94 Brick Road Marlton, NJ	2,149 - 38,765 SF (Divisible)	Lease	\$14.00/SF Plus Utilities	Professional & Medical Office Space located within premier Marlton office park. Property is adjacent to Promenade @ Sagamore Shopping Center with numerous amenities and restaurants nearby. Available for immediate occupancy
For more information contact Leor R. Hemo , Jason M. Wolf or Christopher R. Henderson					
 <p>Click Image for Brochure</p>	Greentree Executive Campus 1002 Lincoln Drive West Marlton, NJ	530 SF 996 (LEASED) 1,515 SF 1,479 SF (LEASED) 1,557 SF	Lease/Sale	\$14.00/SF Plus Utilities	Single story office complex Under new management Ideal location for medical/professional user Easy access to I-295 and providing convenient access to Route 73 & Greentree Road.
For more information contact Christina Del Duca or Jason M. Wolf					





Exclusive New Jersey Office Listings - July 2015

Property	Property Address	SF Available (+/-)	Sale/Lease	Asking Price	Comments
 <p>Click Image for Brochure</p>	Greentree Executive Campus 2001 Lincoln Drive West Marlton, NJ	1,120-2,390 SF	Lease/ Sale	Lease: \$14.00/ SF Plus Utilities Sale: \$65/sf	Single story office complex Under new management Ideal location for medical/professional user Easy access to I-295 and providing convenient access to Route 73 & Greentree Road.
For more information contact Christina Del Duca or Jason M. Wolf					
 <p>Click Image for Brochure</p>	Greentree Executive Campus 2002 Lincoln Drive West Marlton, NJ	825-1,750 SF	Lease/ Sale	Lease: \$14.00/ SF Plus Utilities Sale: \$65/sf	Single story office complex Under new management Ideal location for medical/professional user Easy access to I-295 and providing convenient access to Route 73 & Greentree Road.
For more information contact Christina Del Duca or Jason M. Wolf					
 <p>Click Image for Brochure</p>	Greentree Executive Campus 2003 Lincoln Drive West Marlton, NJ	3,529 SF	Lease/ Sale	Lease: \$14.00/ SF Plus Utilities Sale: \$65/sf	Single story office complex Under new management Ideal location for medical/professional user Easy access to I-295 and providing convenient access to Route 73 & Greentree Road.
For more information contact Christina Del Duca or Jason M. Wolf					
 <p>Click Image for Brochure</p>	Willow Ridge Executive Office Park 750 Route 73 South Suite 210 Marlton, NJ	2,740 SF	Lease/ Sale	Lease: \$12.50/SF plus utilities & janitorial Sale: \$345,000	Well maintained and landscaped professional office condo for sale or lease Conveniently located on Route 73 and within close proximity to Virtua Hospital, I-295, Route 70 and the NJ Turnpike Abundant Parking Monument directory and suite signage available
For more information contact Christina Del Duca or Jason M. Wolf					
 <p>Click Image for Brochure</p>	Greentree North Corporate Center 6000 Commerce Parkway Mount Laurel, NJ	6,000 SF (Office) 24,000 SF (Office)	Lease	Office: \$11.00-\$12.00/ SF NNN Warehouse: \$7.00/sf NNN	Direct access to Route 73 and within close proximity to I-295 & NJ Turnpike Day-Care facility within Corporate Center 4.5/1000 SF parking ratio Many amenities nearby including, hotels, banks, restaurants and retailers Local Ownership & Management
For more information contact Christina Del Duca or Christopher R. Henderson					

Exclusive New Jersey Office Listings - July 2015

Property	Property Address	SF Available (+/-)	Sale/Lease	Asking Price	Comments
 <p>Click Image for Brochure</p>	<p>FULLY LEASED Greentree North Corporate Center 9000 Commerce Parkway Mount Laurel, NJ</p>	<p>6,000 SF</p>	Lease	<p>\$11.00-\$12.00/ SF NNN</p>	<p>Flex/Office space divisible to 12,000 SF in the prestigious Greentree North Corporate Center</p> <p>Convenient access to Route 73, 70, I-295 & NJ Turnpike</p> <p>Excellent parking ratio</p> <p>Close to restaurants, retail and day-care</p>
For more information contact Christina Del Duca or Christopher R. Henderson					
 <p>Click Image for Brochure</p>	<p>Greentree North Corporate Center 11000 Commerce Parkway Mount Laurel, NJ</p>	<p>23,008 SF (DIVISIBLE)</p>	Lease	<p>\$11.00-\$12.00/ SF NNN</p>	<p>Direct access to Route 73 and within close proximity to I-295 & NJ Turnpike</p> <p>Day-Care facility within Corporate Center</p> <p>4.5/1000 SF parking ratio</p> <p>Many amenities nearby including hotels, banks, restaurants and retailers. Local Ownership & Management</p> <p>FULL BUILDING OPPORTUNITY</p>
For more information contact Christina Del Duca or Christopher R. Henderson					
 <p>Click Image for Brochure</p>	<p>FULLY LEASED Greentree North Corporate Center 12000 Commerce Parkway Mount Laurel, NJ</p>	<p>34,000 SF</p>	Lease	<p>\$11.00-\$12.00/ SF NNN</p>	<p>Direct access to Route 73 and within close proximity to I-295 & NJ Turnpike</p> <p>Day-Care facility within Corporate Center</p> <p>4.5/1000 SF parking ratio</p> <p>Many amenities nearby including, hotels, banks, restaurants and retailers. Local Ownership & Management</p>
For more information contact Christina Del Duca or Christopher R. Henderson					
 <p>Click Image for Brochure</p>	<p>Greentree North Corporate Center 14000 Commerce Parkway Mount Laurel, NJ</p>	<p>2,000 SF 4,000 SF 4,296 SF 12,000 SF</p>	Lease	<p>\$11.00-\$12.00/ SF NNN</p>	<p>Direct access to Route 73 and within close proximity to I-295 & NJ Turnpike</p> <p>Day-Care facility within Corporate Center</p> <p>4.5/1000 SF parking ratio</p> <p>Many amenities nearby including, hotels, banks, restaurants and retailers. Local Ownership & Management</p>
For more information contact Christina Del Duca or Christopher R. Henderson					

Exclusive New Jersey Office Listings - July 2015

Property	Property Address	SF Available (+/-)	Sale/Lease	Asking Price	Comments
 Click Image for Brochure	Greentree North Corporate Center 15000 Commerce Parkway Mount Laurel, NJ	6,008 SF LEASED 31,000 SF (DIVISIBLE)	Lease	\$11.00- \$12.00/SF NNN	Direct access to Route 73 and within close proximity to I-295 & NJ Turnpike Day-Care facility within Corporate Center 4.5/1000 SF parking ratio Many amenities nearby including, hotels, banks, restaurants and retailers. Local Ownership & Management
For more information contact Christina Del Duca or Christopher R. Henderson					
 Click Image for Brochure	Greentree North Corporate Center 16000 Commerce Parkway Mount Laurel, NJ	7,463 SF LEASED 9,072 SF LEASED 13,172 SF	Lease	\$11.00- \$12.00/SF NNN	Direct access to Route 73 and within close proximity to I-295 & NJ Turnpike Day-Care facility within Corporate Center 4.5/1000 SF parking ratio Many amenities nearby including, hotels, banks, restaurants and retailers Local Ownership & Management
For more information contact Christina Del Duca or Christopher R. Henderson					
 Click Image for Brochure	Greentree North Corporate Center 18000 Commerce Parkway Mount Laurel, NJ	20,000 SF	Lease	\$11.00- \$12.00/SF NNN	Direct access to Route 73 and within close proximity to I-295 & NJ Turnpike Day-Care facility within Corporate Center 4.5/1000 SF parking ratio Many amenities nearby including, hotels, banks, restaurants and retailers Local Ownership & Management FULL BUILDING OPPORTUNITY
For more information contact Christina Del Duca or Christopher R. Henderson					
 Click Image for Brochure	Horizon Corporate Center 3000 Atrium Way Mount Laurel, NJ	1st Floor: 2,200 SF LEASED 3rd Floor: 10,104 SF 4th Floor: 6,756 SF 5th Floor: 5,858 SF	Lease	\$11.50/SF NNN	Beautifully landscaped corporate office park Locally owned & managed Easily accessible to Routes 73, 70, 38, I-295 & NJ Turnpike.
For more information contact Christina Del Duca , Leor R. Hemo or Jason M. Wolf					

Exclusive New Jersey Office Listings - July 2015

Property	Property Address	SF Available (+/-)	Sale/Lease	Asking Price	Comments
 <p>Click Image for Brochure</p>	Horizon Corporate Center 2000 Crawford Place Mount Laurel, NJ	Suite 900: 5,293 SF Suite 400: 3,000 SF Suite 500: 6,390 SF	Lease	Office: \$10.00/SF NNN Warehouse: \$6.00/SF NNN	Beautifully landscaped corporate park with space available for immediate occupancy Locally owned & managed with new exterior facade Easily accessible to Routes 73, 70, 38, I-295 & NJ Turnpike **Ability to create up to 29,000 SF contiguous office space
For more information contact Jason M. Wolf , Christina Del Duca or Leor R. Hemo					
 <p>Click Image for Brochure</p>	921 Pleasant Valley Avenue Mount Laurel, NJ	10,275 SF-1st FL 5,015 SF-2nd FL	Sale	\$1,950,000	Located at the signalized intersection of Church Road & Pleasant Valley Ave Convenient access to Route 38, 73, I-295 & NJ Turnpike Significant interior upgrades Ideal for owner occupant 7/1000 SF parking situated on +/-2.66 acres
For more information contact Jason M. Wolf or Christina Del Duca					
 <p>Click Image for Brochure</p>	Cordrey Professional Building 1-21 Carroll Avenue Pennsville, NJ	1,500-4,416 SF	Lease	\$12.00/SF Plus Utilities & Janitorial	Recently renovated and improved professional office complex Available for Immediate occupancy Pylon Tenant signage available Close proximity to I-295, NJ Turnpike & Delaware Memorial Bridge
For more information contact Jason M. Wolf or Christina Del Duca					
 <p>Click Image for Brochure</p>	11 Enterprise Court Sewell, NJ	+/-1,380-5,380 SF-Office +/-3,800-8,030 SF-Warehouse	Lease	\$16.50/SF FS-Office \$6.50/SF FS-Warehouse	Full service office/flex building opportunity Located within close proximity to Routes 47, 55, AC Expressway & I-295 Available for immediate occupancy Warehouse space also available with 2 drive-n doors and loading dock
For more information contact Chris R. Henderson or Jason M. Wolf					
 <p>Click Image for Brochure</p>	710 Laurel Road Stratford, NJ	25,200 SF (Office/School) +/-20.50 Acre Site	Sale	\$2,150,000	Well-located +/-20.5 Acre Campus for Sale w/25,200 SF Office/School building Located within close proximity to Rowan University School of Osteopathic Medicine & Kennedy Health Hospital University Easy access to Route 30 (White Horse Pike) and Lindenwold PATCO station Available for immediate possession
For more information contact Chris R. Henderson or Scott D. Seligman					

Exclusive New Jersey Office Listings - July 2015

Property	Property Address	SF Available (+/-)	Sale/Lease	Asking Price	Comments
 <p>Click Image for Brochure</p>	1173 E. Landis Ave. Vineland, NJ	1,050-2,700 SF	Lease	Office: \$16.00/SF FS	Located at intersection of Landis and Main. Within walking distance to Maintree Commons Shopping Center.
For more information contact Scott D. Seligman or Christina Del Duca					
 <p>Click Image for Brochure</p>	226 West Landis Avenue Vineland, NJ	11,426 SF	Sub-Lease	\$18.00/SF Full Service	Class A Sub-Lease located in the heart of the Vineland Business District Lease term expires 10/31/2017 Available for immediate occupancy Within walking distance to retail, restaurants and other professional services
For more information contact Jason M. Wolf , Leor R. Hemo					
 <p>Click Image for Brochure</p>	Sturbridge Office Park 180 Route 73 Voorhees, NJ	BUILDING 1100 Suite 1101: 4,877 sf Suite 1102: 2,545 sf BUILDING 1200 Suite 1203/1205: 3,162 sf	Lease	\$15.00/SF Plus Utilities & Janitorial	Exceptional location for a medical or professional user Across from Virtua Hospital Voorhees Campus Locally owned and managed Close proximity to many amenities, including banks, restaurants and retail shopping
For more information contact Christina Del Duca or Christopher Henderson					
 <p>Click Image for Brochure</p>	157 Route 73 South Voorhees, NJ 08043	2,362 - 3,384 SF	Lease	\$20.00/NNN	Newly renovated highly visible medical/professional building Located directly next to Virtua Hospital Voorhees Campus Surrounded by healthcare and professional users Monument signage fronting on Route 73 Join the OB/GYN Specialists
For more information contact Christina Del Duca or Jason M. Wolf					
 <p>Click Image for Brochure</p>	Ashland Office Center 1 Alpha Avenue Voorhees, NJ	21,423 SF (Divisible)	<u>Sale/Lease</u>	Sale: \$1,575,000 Lease: \$14.50/SF FS	Located at Ashland PATCO Speed Line Ideal HQ opportunity for owner occupant Within close proximity to I-295 (Exit 31-32) Recent capital improvements completed to roof/exterior
For more information contact Jason M. Wolf or Leor R. Hemo					

Exclusive New Jersey Office Listings - July 2015

Property	Property Address	SF Available (+/-)	Sale/Lease	Asking Price	Comments
 <p>Click Image for Brochure</p>	203 West Somerdale Road Voorhees, NJ	+/-3,100 SF	Sale	\$345,000	Professional office building with 7 private offices and 2 conference rooms Located within walking distance to the Voorhees Towne Center Available for immediate occupancy Monument signage available
For more information contact Scott D. Seligman or Christopher R. Henderson					
 <p>Click Image for Brochure</p>	Glendale Executive Campus 1000 White Horse Road Voorhees, NJ Investment Sale Opportunity	52,466 SF	Sale	Call for Info & C.A.	9 single story building multi-tenanted office complex situated on 5.61 Acres Excellent mix of professional/medical tenants Conveniently located with easy access to I-295 & NJ Turnpike. Retail, restaurants & banks all within close proximity to Echelon Mall & Town Center
For more information contact Jason M. Wolf or Leor R. Hemo					
 <p>Click Image for Brochure</p>	300 N. Black Horse Pike Williamstown, NJ	5,500 SF	Lease/Sale	\$15.00/SF Gross Plus U&J \$695,000	Well-located multi-purpose commercial building situated on +/-1.30 Acres Fit-out as a school facility with large play area in rear of property Located on Black Horse Pike (Route 42) with great access and amenities nearby Building & monument signage available
For more information contact Leor R. Hemo or Jason M. Wolf					
 <p>Click Image for Brochure</p>	1035 N. Black Horse Pike Unit 8 Williamstown, NJ	2,722 SF	Lease	\$15.00/SF Gross plus utilities	Available for immediate occupancy 6.65/1000 SF parking ratio Newly constructed professional office complex in growing Williamstown, NJ Convenient access to Route 42 & AC Expressway and within close proximity to Kennedy Hospital Monument Tenant directory signage and tenant suite signage available
For more information contact Leor R. Hemo or Jason M. Wolf					

Exclusive New Jersey Office Listings - July 2015

Property	Property Address	SF Available (+/-)	Sale/Lease	Asking Price	Comments
 Click Image for Brochure	The Avery Shoppes Route 130 & Pennypacker Drive Willingboro, NJ 08046	2,542-23,658 SF	Lease	Call for Pricing	New Retail development opportunity in Willingboro, NJ Building & Pylon signage available Adjacent to the Avery residential community Conveniently located at Route 130 & Pennypacker Drive Ideal for restaurants, retailers, day-care and office uses
For more information contact Leor R. Hemo or Jason M. Wolf					
 Click Image for Brochure	135 South Broad Street Woodbury, NJ	600 SF-Office 5,000 SF- Storage	Lease	Office: \$12.00/SF Gross Storage: \$12.00/SF NNN	Located in downtown Woodbury on South Broad Street (Route 45). Subject is surrounded by retail, banks, restaurants and professional offices. Close proximity to I-295.
For more information contact Jason M. Wolf or Leor R. Hemo					

Exclusive New Jersey Retail Listings - July 2015

Property	Property Address	SF Available (+/-)	Sale/Lease	Asking Price	Comments
	15 East Gloucester Pike Barrington, NJ	2,744 SF Building .35 Acres	Sale	\$400,000	2,744 sf building situated on .35 Acres Located next to one of the busiest intersections in Barrington Ideal redevelopment opportunity (Two adjacent properties available for assemblage)
For more information contact Scott D. Seligman or Jason M. Wolf					
 <p>Click Image for Brochure</p>	399 East Broad Street Bridgeton, NJ	9,040 SF	Sale	\$1,237,784.62	Located on the corner of East Broad Street and East Avenue Located within minutes of downtown Bridgeton CBD Monument & Building Signage 10 Year Lease Term NOI-\$80,456 Situated on +/-5.91 Acres NN Lease (Landlord responsible for roof/structure)
For more information contact Leor R. Hemo or Jason M. Wolf					
 <p>Click Image for Brochure</p>	Heritage Square Shopping Center 1871 East Marlton Pike Cherry Hill, NJ	1,000 - 4,000 SF	Lease	\$15.00/SF NNN	Join Sakura Springs, Entenmann's, Sports Medicine of NJ & Edible Arrangements Abundant on-site parking Under new ownership and management Great location with pylon signage and above store signage Immediate access to I-295, Route 70 and NJ Turnpike
For more information contact Leor R. Hemo or Christopher R. Henderson					
 <p>Click Image for Brochure</p>	926 Haddonfield Road Cherry Hill, NJ	<u>1,850</u> End Cap	Lease/Sale	\$24.00/SF NNN Sale: Call for Info	Well-situated shopping center located directly across from Towne Place at Garden State Park. Newly constructed center in a dominant trade area w/monument and building signage. Available for Immediate Occupancy.
For more information contact Leor R. Hemo or Jason M. Wolf					
 <p>Click Image for Brochure</p>	2080 Route 70 East Cherry Hill, NJ	<u>5,748 SF</u>	Sub-Lease	\$14.00/SF NNN	Lease Term Expires 5/31/2019 Property offers excellent building & pylon signage Within close proximity to Route 73, I-295 (Exit 34) and the NJ Turnpike Located in a high demographic area of Cherry Hill Township Open floor plan w/loading & storage area
For more information contact Jason M. Wolf or Leor R. Hemo					




Exclusive New Jersey Retail Listings - July 2015

Property	Property Address	SF Available (+/-)	Sale/Lease	Asking Price	Comments
 Click Image for Brochure	Pep Boys Plaza 202 Route 130 North Cinnaminson, NJ	1,600-7,000 SF	Lease	\$15.00/SF NNN	Located at a high traffic corner Store front and pylon signage available Join Subway, Pep Boys, Eastern Dental, Zio's Tuscan Grille and other retailers Available for immediate occupancy
For more information contact Leor R. Hemo or Jason M. Wolf					
 Click Image for Brochure	648 Haddon Avenue Collingswood, NJ	7,000 SF Retail-1st FL 2 apartment units-2nd FL	<u>Sale</u>	\$925,000	Next door to the new Lumberyard apartment complex Within walking distance to PATCO Highspeed Line 2 apartments located on 2nd floor Property offers facade signage
For more information contact Scott D. Seligman or Jason M. Wolf					
 Click Image for Brochure	737 North Main Street Glassboro, NJ 08028	650 SF Store 8 Gas Pump & Full Canopy work area +/-53 Acres	Sale	\$649,000	Ideal for Owner/Operator 650 SF Retail Convenience Store & Premier Property for Sale Situated on +/-53 Acres Valero Gas Station Located within close proximity to Rowan University & Glassboro High School
For more information contact Chris Henderson or Leor R. Hemo					
 Click Image for Brochure	209-215 Bellevue Avenue Hammonton, NJ	1st Floor Retail/Office-10,176 SF (divisible) 2nd Floor Office-9,135 SF (divisible)	Lease	1st Floor- \$11.00-\$12.00/SF NNN 2nd Floor-Call for info	Located in the heart of the downtown Hammonton Business District Available for immediate occupancy Building canopy signage available Exterior storefront renovations planned 5/1000 parking ratio
For more information contact Jason Wolf or Leor Hemo					
 Click Image for Brochure	Allison Shopping Center 27 North Maple Avenue Marlton, NJ	1,600 - 6,620 SF***	Lease	\$15.00 - \$17.00/SF NNN	Exterior renovations completed. ***Up to 19,000 sf contiguous available for large user 6.5/1000 parking
For more information contact Leor R. Hemo or Jason M. Wolf					

Exclusive New Jersey Retail Listings - July 2015

Property	Property Address	SF Available (+/-)	Sale/Lease	Asking Price	Comments
 <p>Click Image for Brochure</p>	771 Route 70 West Marlton, NJ	3,000 SF Store 8 Gas Pump & Full Canopy work area +/-1.06 Acres	Lease/Sale	Sale: \$3,500,000 Lease: \$15,000 per month	Ideal for Owner/Operator Retail Business & Premier Property for Sale or Lease Situated on +/-1.06 Acres 7-Eleven & Valero Gas Station Located at signalized intersection of Route 70 & Cropwell Road
For more information contact Chris Henderson or Leor R. Hemo					
 <p>Click Image for Brochure</p>	Holly Edge Shoppes 1649 Route 38 West Mount Holly, NJ	2,100 SF 5,100 SF LEASED	Lease/Sale	\$14.00/SF NNN Sale: Call for Info	Located in an Urban Enterprise Zone (UEZ) with 3.5% NJ State Sales Tax Well Established Successful Retail Shopping Center on Busy Route 38 Highly populated area with great demographics
For more information contact Leor R. Hemo or Jason M. Wolf					
 <p>Click Image for Brochure</p>	121 Berkley Road Mount Royal, NJ	1,967 - 18,000 SF	Lease	\$16.00 -\$18.00/SF Gross	Newly constructed retail center to be completed Spring 2015 Located and fronting along +/-120 home community being built by Ryan Homes 1 mile from I-295 Building & pylon signage available
For more information contact Chris Henderson or Leor R. Hemo					
 <p>Click Image for Brochure</p>	Garwood Plaza 2897-2919 New Brooklyn Erial Road Sicklerville, NJ	1,500 - 4,500 SF	Lease/Sale	Lease: \$13.50/SF NNN Sale: Call for info	Retail center located in a densely populated residential neighborhood, Under new management. Garwood Plaza tenant, Gallery Pizza has been a neighborhood institution for 32 years. Excellent parking ratio of 7.42/1000 sf
For more information contact Christina Del Duca or Leor R. Hemo					
 <p>Click Image for Brochure</p>	2720 Black Horse Pike Sicklerville, NJ	1,600-3,200 SF	Lease/Sale	Lease: \$14.00/SF NNN Sale: \$1,500,000	Newly constructed strip center with great access and visibility End-cap or in-line stores available for immediate occupancy Wthin minutes of A.C. Expressway, I-295 and located in a growing community
For more information contact Leor R. Hemo or Jason M. Wolf					



Exclusive New Jersey Retail Listings - July 2015

Property	Property Address	SF Available (+/-)	Sale/Lease	Asking Price	Comments
 <p style="text-align: center; font-size: small;">Click Image for Brochure</p>	<p style="text-align: center;">The Echo Shoppes 200-300 White Horse Road Voorhees, NJ</p>	<p style="text-align: center;">1,404 SF Bldg 200</p> <p style="text-align: center;">2,181 SF Bldg 200</p> <p style="text-align: center;">2,800 SF Bldg 300</p>	Lease	\$14.00/SF NNN	<p>Attractive Lease Terms Excellent access, visibility & tenant signage</p> <p>High Density residential area with excellent demographics</p> <p>Professional and medical offices and facilities nearby</p> <p>Excellent tenant mix and within close proximity to Route 70, 73 and I-295</p>
For more information contact Leor R. Hemo or Christopher R. Henderson					
 <p style="text-align: center; font-size: small;">Click Image for Brochure</p>	<p style="text-align: center;">110 Cushman Avenue West Berlin, NJ</p>	35,500 SF	Lease/Sale	<p style="text-align: center;">Lease: \$9.00/SF NNN Sale: \$2,350,000</p>	<p>Industrial/Flex building with well-lit high end showroom area</p> <p>Located in the heart of Berlin's Industrial District off highly traveled Route 73</p> <p>Within minutes to AC Expressway, I-295 & NJ Turnpike</p> <p>Property sits on +/- 8 Acres. Ideal for future expansion</p> <p>Recently renovated facade</p>
For more information contact Chris Henderson or Scott D. Seligman					
 <p style="text-align: center; font-size: small;">Click Image for Brochure</p>	<p style="text-align: center;">The Avery Shoppes Route 130 & Pennypacker Drive Willingboro, NJ 08046</p>	2,542-23,658 SF	Lease	Call for Pricing	<p>New retail development opportunity in Willingboro, NJ</p> <p>Building & Pylon signage available</p> <p>Adjacent to the Avery residential community</p> <p>Conveniently located at Route 130 & Pennypacker Drive</p> <p>Ideal for restaurants, retailers, day-care and office uses</p>
For more information contact Leor R. Hemo or Jason M. Wolf					

The foregoing information was furnished to us by sources which we deem to be reliable, but no warranty or representation is made as to the accuracy thereof. Subject to correction of errors, omissions, change of price, prior sale or withdrawal from market without notice.

“Building Successful Relationships” is our Mission.

Exclusive New Jersey Land Listings - July 2015

Property	Property Address	SF Available (+/-)	Sale/Lease	Asking Price	Comments
 <p>Click Image for Brochure</p>	15 East Gloucester Pike Barrington, NJ	2,744 SF Building .35 Acres	Sale	\$400,000	2,744 sf building situated on .35 Acres Located next to one of the busiest intersections in Barrington Ideal redevelopment opportunity (Two adjacent properties available for assemblage)
For more information contact Scott D. Seligman or Jason M. Wolf					
 <p>Click Image for Brochure</p>	Route 30 & Pine Street Borough of Berlin, NJ	+/-32.17 Acres	Sale	\$965,000	Prime development site on White Horse Pike (Route 30) Traffic Count: 19,621 cars per day Highly visible location with excellent frontage on Route 30 Zoned Neighborhood Commercial allowing for retail & office use
For more information contact Leor R. Hemo or Jason M. Wolf					
 <p>Click Image for Brochure</p>	6 Park Drive Berlin, NJ	1.29 Acres	Sale	\$225,000	Fully approved 1.29 acre site for 2 story building. Ideal for office/medical/retail development Zoned C-2 (Neighborhood Commercial) Within close proximity to Routes 30 & 73, Virtua Voorhees and other amenities
For more information contact Leor R. Hemo or Jason M. Wolf					
 <p>Click Image for Brochure</p>	496 North Kings Highway Cherry Hill, NJ	First Floor: 11,500 SF Second Floor: 11,500 SF Under Lease until 12/2017	Sale	\$1,495,000	Well maintained income producing Fully Leased 23,000 SF two-story office building available for Sale Situated on +/-1.30 Acres Ideal for HQ user or potential redevelopment opportunity with 498 N. Kings Highway (Combined +/-2.50 Acres) Located on Kings Highway Business District providing easy access to Route 70, 38, I-295, NJ Turnpike as well as numerous amenities nearby including Ellisburg Shopping Center & The Cherry Hill Mall
For more information contact Leor R. Hemo or Jason M. Wolf					

Exclusive New Jersey Land Listings - July 2015

Property	Property Address	SF Available (+/-)	Sale/Lease	Asking Price	Comments
 Click Image for Brochure	498 North Kings Highway Cherry Hill, NJ	First Floor: 10,000 SF Second Floor: 11,500 SF	Sale	\$1,100,000	Well maintained 21,500 SF two-story office building available for Sale Situated on +/-1.20 Acres Ideal for HQ user or potential redevelopment opportunity with 496 N. Kings Highway (Combined +/-2.50 Acres) Located on Kings Highway Business District providing easy access to Route 70, 38, I-295, NJ Turnpike as well as numerous amenities nearby including Ellisburg Shopping Center & The Cherry Hill Mall
For more information contact Leor R. Hemo or Jason M. Wolf					
 Click Image for Brochure	UNDER AGREEMENT 7023 Route 130 South Delran, NJ	+/- 8.41 Acres	Sale	UNDER AGREEMENT \$1,950,000 \$231,867/Acre	Prime development site on Route 130 in Delran. Within close proximity to Philadelphia providing easy access to I-295, NJ Turnpike and Route 73.
For more information contact Leor R. Hemo or Jason M. Wolf					
 Click Image for Brochure	1200 Kuser Road Hamilton, NJ	+/-5.46 Acres	Sale	\$1,500,000	Hamilton Lanes Bowling Center Redevelopment opportunity situated on +/-5.46 Acres Zoned for Commercial use Easy accessibility from Routes 1, I-195, I-295 and I-95
For more information contact Lee E. Fein or Jason M. Wolf					
 Click Image for Brochure	447-449 Main Street Mantua Township, NJ	Building Pad 447: 8,000 SF Building Pad 449: 8,400 SF	Lease	\$20.00/sf Gross plus utilities	Located adjacent to Mantua Township municipal building Approved pad sites for day care, institutional, office or medical uses Build to Suit opportunity with complete customization by ownership Well located with convenient access to NJ Turnpike, I-295 and Route 55 6/1000 SF Parking Ratio
For more information contact Chris Henderson or Jason M. Wolf					

Exclusive New Jersey Land Listings - July 2015

Property	Property Address	SF Available (+/-)	Sale/Lease	Asking Price	Comments
 Click Image for Brochure	710 Laurel Road Stratford, NJ 08084	25,200 SF (Office/School) +/-20.50 Acre Site	Sale	\$2,150,000	Well-located +/-20.5 Acre Campus for Sale w/25,200 SF Office/School building Located within close proximity to Rowan University School of Osteopathic Medicine & Kennedy Health Hospital University Easy access to Route 30 (White Horse Pike) and Lindenwold PATCO station Available for immediate possession

For more information contact [Christopher R. Henderson](#) or [Scott D. Seligman](#)

 Click Image for Brochure	1223 Haddonfield Berlin Road Voorhees, NJ	+/-8.12 Acres	Sale	\$1,195,000	Zoned B-Business Prime development site consisting of +/-8.12 Acres located on Route 561 Ideal for medical/professional office development Close proximity to Virtua Health System & Voorhees Towne Center
--	--	---------------	------	-------------	---

For more information contact [Jason M. Wolf](#) or [Leor R. Hemo](#)

The foregoing information was furnished to us by sources which we deem to be reliable, but no warranty or representation is made as to the accuracy thereof. Subject to correction of errors, omissions, change of price, prior sale or withdrawal from market without notice.

“Building Successful Relationships” is our Mission.

© 2015 WCRE All Rights Reserved

follow us:    

Wolf Commercial Real Estate
www.wolfcre.com

NJ OFFICE
 951 Route 73 North | Suite D
 Marlton, NJ 08053
 P 856 857-6300 | F 856 283-3950

PA OFFICE
 630 Freedom Business Center | 3rd Floor
 King of Prussia, PA 19406
 P 215 799 6900 | F 610 768 7701





Exclusive New Jersey Flex/Industrial Listings - July 2015

Property	Property Address	SF Available (+/-)	Sale/Lease	Asking Price	Comments
 Click Image for Brochure	600 Deer Road Cherry Hill, NJ	7,654 SF	Sale	\$650,000	End cap 2-story office/flex condo unit for sale 3,827 SF on each floor 1 Drive-In Bay for loading and ample parking Located within immediate access to I-295, NJ Turnpike & Route 70
For more information contact Jason M. Wolf or Scott D. Seligman					
 Click Image for Brochure	597 Deer Road Cherry Hill, NJ	3,100 SF - Office 5,000 SF - Warehouse	Lease/Sale	Lease: (Office) \$15.00/sf Plus U & J (Warehouse) \$5.00/sf Plus U & J Sale: \$995,000	LEED-EBOM Platinum Certified Office & Warehouse Building Situated on 1.7 Acres Solar panel array providing virtually 100% electricity Convenient access to 38,70, 73, I-295 & NJ Turnpike
For more information contact Leor R. Hemo or Jason M. Wolf					
 Click Image for Brochure	Horizon Corporate Center 2000 Crawford Place Mount Laurel, NJ	5,293 SF Office 3,000 SF-Flex 6,390 SF-Flex	Lease	Office: \$10.00/ SF NNN Warehouse: \$6.00/SF NNN	Beautifully landscaped corporate park with space available for immediate occupancy Locally owned & managed with new exterior facade Easily accessible to Routes 73, 70, 38, I-295 & NJ Turnpike Ability to create up to 29,000 SF contiguous office space
For more information contact Jason M. Wolf , Christina Del Duca or Leor R. Hemo					
 Click Image for Brochure	Greentree North Corporate Center 6000 Commerce Parkway Mount Laurel, NJ	6,000 SF (Office) 24,000 SF (Office)	Lease	Office: \$11.00- \$12.00/SF NNN	Direct access to Route 73 and within close proximity to I-295 & NJ Turnpike Day-Care facility within Corporate Center 4.5/1000 SF parking ratio Many amenities nearby including, hotels, banks, restaurants and retailers Local Ownership & Management
For more information contact Christina Del Duca or Christopher R. Henderson					
 Click Image for Brochure	FULLY LEASED Greentree North Corporate Center 9000 Commerce Parkway Mount Laurel, NJ	6,000 SF	Lease	Office: \$11.00- \$12.00/SF NNN	Direct access to Route 73 and within close proximity to I-295 & NJ Turnpike Day-Care facility within Corporate Center 4.5/1000 SF parking ratio Many amenities nearby including, hotels, banks, restaurants and retailers Local Ownership & Management
For more information contact Christina Del Duca or Christopher R. Henderson					

Exclusive New Jersey Flex/Industrial Listings - July 2015

Property	Property Address	SF Available (+/-)	Sale/Lease	Asking Price	Comments
 Click Image for Brochure	Greentree North Corporate Center 11000 Commerce Parkway Mount Laurel, NJ	23,008 SF (Divisible)	Lease	\$11.00- \$12.00/SF NNN	Direct access to Route 73 and within close proximity to I-295 & NJ Turnpike Day-Care facility within Corporate Center 4.5/1000 SF parking ratio Many amenities nearby including hotels, banks, restaurants and retailers. Local Ownership & Management FULL BUILDING OPPORTUNITY
For more information contact Christina Del Duca or Christopher R. Henderson					
 Click Image for Brochure	Greentree North Corporate Center 14000 Commerce Parkway Mount Laurel, NJ	2,000 SF 4,000 SF 4,296 SF Contiguous Vacancies 12,000 SF	Lease	\$11.00- \$12.00/SF NNN	Direct access to Route 73 and within close proximity to I-295 & NJ Turnpike Day-Care facility within Corporate Center 4.5/1000 SF parking ratio Many amenities nearby including, hotels, banks, restaurants and retailers. Local Ownership & Management
For more information contact Christina Del Duca or Christopher R. Henderson					
 Click Image for Brochure	Greentree North Corporate Center 15000 Commerce Parkway Mount Laurel, NJ	6,008 SF LEASED 31,000 SF	Lease	\$11.00- \$12.00/SF NNN	Direct access to Route 73 and within close proximity to I-295 & NJ Turnpike Day-Care facility within Corporate Center 4.5/1000 SF parking ratio Many amenities nearby including, hotels, banks, restaurants and retailers. Local Ownership & Management
For more information contact Christina Del Duca or Christopher R. Henderson					
 Click Image for Brochure	Greentree North Corporate Center 16000 Commerce Parkway Mount Laurel, NJ	7,463 SF LEASED 9,072 SF LEASED 13,172 SF	Lease	\$11.00- \$12.00/SF NNN	Direct access to Route 73 and within close proximity to I-295 & NJ Turnpike Day-Care facility within Corporate Center 4.5/1000 SF parking ratio Many amenities nearby including, hotels, banks, restaurants and retailers. Local Ownership & Management
For more information contact Christina Del Duca or Christopher R. Henderson					
 Click Image for Brochure	Greentree North Corporate Center 18000 Commerce Parkway Mount Laurel, NJ	20,000 SF	Lease	\$11.00- \$12.00/SF NNN	Direct access to Route 73 and within close proximity to I-295 & NJ Turnpike Day-Care facility within Corporate Center 4.5/1000 SF parking ratio Many amenities nearby including, hotels, banks, restaurants and retailers Local Ownership & Management FULL BUILDING OPPORTUNITY
For more information contact Christina Del Duca or Christopher R. Henderson					

Exclusive New Jersey Flex/Industrial Listings - July 2015

Property	Property Address	SF Available (+/-)	Sale/Lease	Asking Price	Comments
 Click Image for Brochure	103 Central Avenue Mount Laurel, NJ 08054	29,003 SF	Sublease	\$4.25/sf NNN	Located in the East Gate Business Park off Route 73 Available for immediate occupancy Fully sprinklered Multiple tail-gates for loading 18 foot clear ceiling height
For more information contact Christina Del Duca or Jason M. Wolf					
 Click Image for Brochure	801 E. Clements Bridge Road Runnemede, NJ	+/-25,000 SF	Lease/ Sale	Lease: \$4.50/SF NNN Sale: \$825,000	15 Foot Ceiling Height 22,160 SF of Industrial and 1,840 SF of Office Space 2 Loading Docks, 1 Drive-In, Fenced Lot Directly across from NJ Transit bus stop and located near I-295 and NJ Turnpike
For more information contact Jason M. Wolf or Chris Henderson					
 Click Image for Brochure	11 Enterprise Court Sewell, NJ	+/-1,380-5,380 SF-Office +/-3,800-8,030 SF-Warehouse	Lease	\$16.50/SF FS-Office \$6.50/ SF FS- Warehouse	Full service office/flex building opportunity Located within close proximity to Routes 47, 55, AC Expressway & I-295 Available for immediate occupancy Warehouse space also available with 2 drive-n doors and loading dock
For more information contact Chris R. Henderson or Jason M. Wolf					
 Click Image for Brochure	110 Cushman Avenue West Berlin, NJ	35,500 SF	Lease/ Sale	Lease: \$9.00/SF NNN Sale:	Industrial/Flex building with well-lit high end showroom area Located in the heart of Berlin's Industrial District off highly traveled Route 73 Within minutes to AC Expressway, I-295 & NJ Turnpike Property sits on +/- 8 Acres. Ideal for future expansion Recently renovated facade
For more information contact Chris R. Henderson or Scott D Seligman					

The foregoing information was furnished to us by sources which we deem to be reliable, but no warranty or representation is made as to the accuracy thereof. Subject to correction of errors, omissions, change of price, prior sale or withdrawal from market without notice.

“Building Successful Relationships” is our Mission.

© 2015 WCRE All Rights Reserved






follow us:    

Wolf Commercial Real Estate
www.wolfcre.com

NJ OFFICE
 951 Route 73 North | Suite D
 Marlton, NJ 08053
 P 856 857-6300 | F 856 283-3950

PA OFFICE
 630 Freedom Business Center | 3rd Floor
 King of Prussia, PA 19406
 P 215 799 6900 | F 610 768 7701

Exclusive PA Listings - July 2015

Property	Property Address	SF Available (+/-)	Sale/Lease	Asking Price	Comments
 Click Image for Brochure	Monroe Office Center 1 Winding Drive Philadelphia, PA	2,000-71,000 SF (Divisible)	Lease	\$16.00/sf Modified Gross plus electric	UNDER NEW OWNERSHIP & MANAGEMENT Complete building renovations underway Monroe Office Center is located within the Presidential City Apartment Complex 2 story elevator served office building with 2 1/2 levels of structured parking. Secured business environment within a gated complex. Located on the Philadelphia side of City Line Avenue directly across from the highly desirable Bala Cynwyd submarket. Located immediately off the I-76 Exit at Presidential Boulevard
For more information contact Jason M. Wolf or Leor R. Hemo					
 Click Image for Brochure	The Neshaminy Interplex Business Center 4 Neshaminy Interplex Suite 111 Trevose, PA	4,482 SF	Sub-Lease	\$17.00/SF Plus Electric & Janitorial	Lease Term Expires 11/30/2017 On-Site ownership and management Walking distance to restaurant and food services 274-room Radisson Hotel nearby Child Care Center and Interplex Fitness Center on site Within close proximity to I-295 & PA Turnpike
For more information contact Jason M. Wolf or Leor R. Hemo					
 Click Image for Brochure	Valmont Industrial Park 150 Jaycee Drive West Hazleton, PA	37,000 SF	Lease/Sale	\$3.50/SF NNN	90,000 SF Income Producing Warehouse Building for Lease/Sale 20' Clear ceiling heights 40'x55' Column spacing Two (2) tailgate & One (1) drive-in loading doors Located 1.5 miles from Route I-81 & 10 miles from Route I-80
For more information contact Lee E. Fein or Jason M. Wolf					
 Click Image for Brochure	Lots 326, 334 & 400 Wyomissing Boulevard, Wyomissing, PA	+/- .69 Acres	Sale	Call for Information	Fully improved development opportunity Two parcels comprising of +/- .69 Acres Property is two tenths of a mile from PA Route 422 ramp Zoned C-1 Neighborhood Commercial District
For more information contact Lee E. Fein or Jason M. Wolf					
 Click Image for Brochure	1047 North Park Road Wyomissing, PA 19610	+/-1,380-5,380 SF-Office +/-3,800-8,030 SF-Warehouse	Lease	\$16.50/SF FS-Office \$6.50/SF FS-Warehouse	+/- 43,000 SF building situated on +/-5.49 acres Frontage on both the Warren Street & West Shore By-Pass Great highway exposure and easy access to site from all highways Zoning - C-2 Retail Commercial District
For more information contact Lee E. Fein or Jason M. Wolf					



CONTACT US

Jason M. Wolf
Managing Principal
856 857 6301
jason.wolf@wolfcre.com

Leor R. Hemo
Executive Vice President
856 857 6302
leor.hemo@wolfcre.com

Lee E. Fein
Senior Vice President
215 799 6900
lee.fein@wolfcre.com

Christina Del Duca
Vice President
856 857 6304
christina.delduca@wolfcre.com

Brian P. Propp
Director Strategic Relationships
856 857 6338
brian.propp@wolfcre.com

Todd M. Levin
Senior Associate
856 857 6319
todd.levin@wolfcre.com

Christopher R. Henderson
Associate
856 857 6337
chris.henderson@wolfcre.com

Scott Seligman
Director Business Development
856 857 6305
scott.seligman@wolfcre.com

“Building Successful Relationships” is our Mission.

The foregoing information was furnished to us by sources which we deem to be reliable, but no warranty or representation is made as to the accuracy thereof. Subject to correction of errors, omissions, change of price, prior sale or withdrawal from market without notice.

follow us:    

Wolf Commercial Real Estate
www.wolfcre.com

NJ OFFICE
951 Route 73 North | Suite D
Marlton, NJ 08053
P 856 857-6300 | F 856 283-3950

PA OFFICE
630 Freedom Business Center | 3rd Floor
King of Prussia, PA 19406
P 215 799 6900 | F 610 768 7701